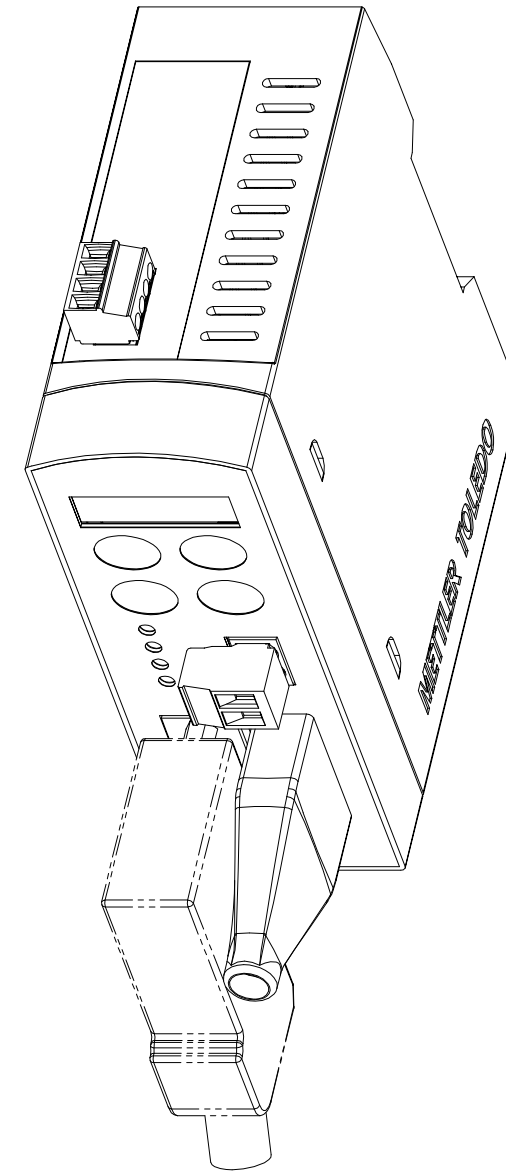
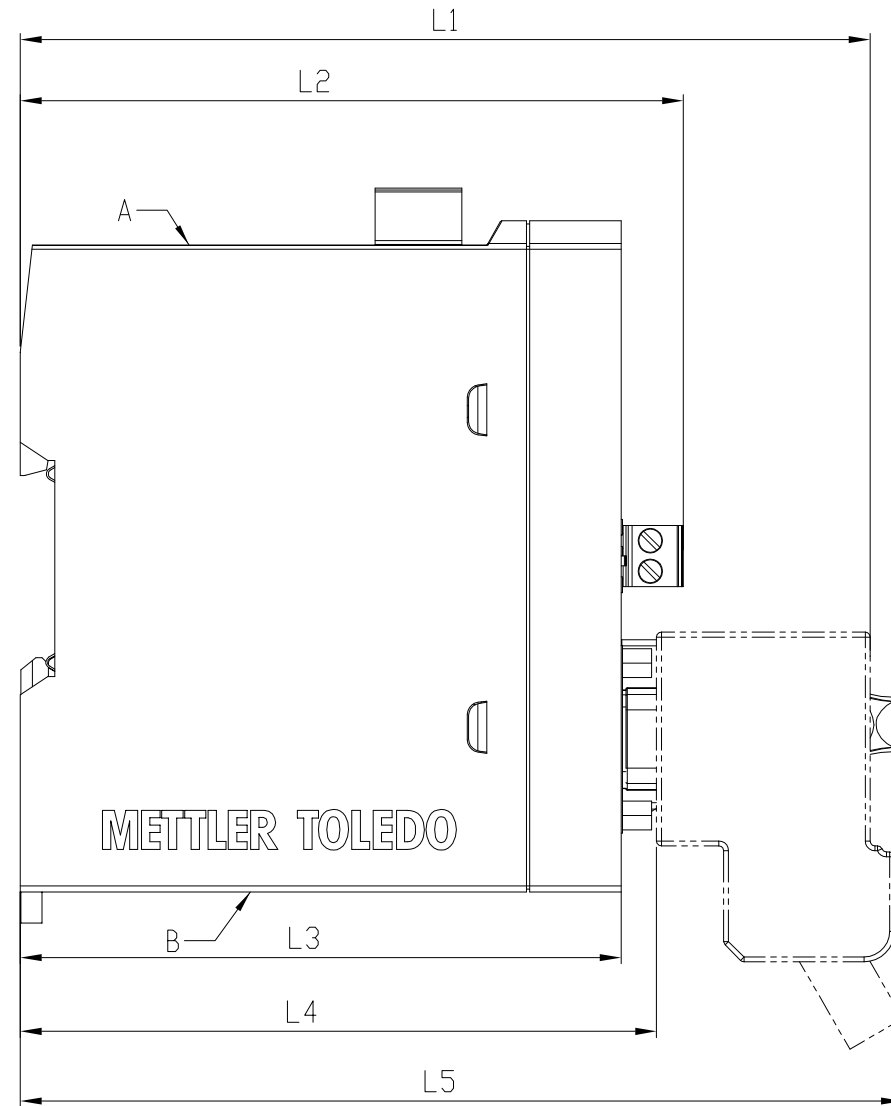
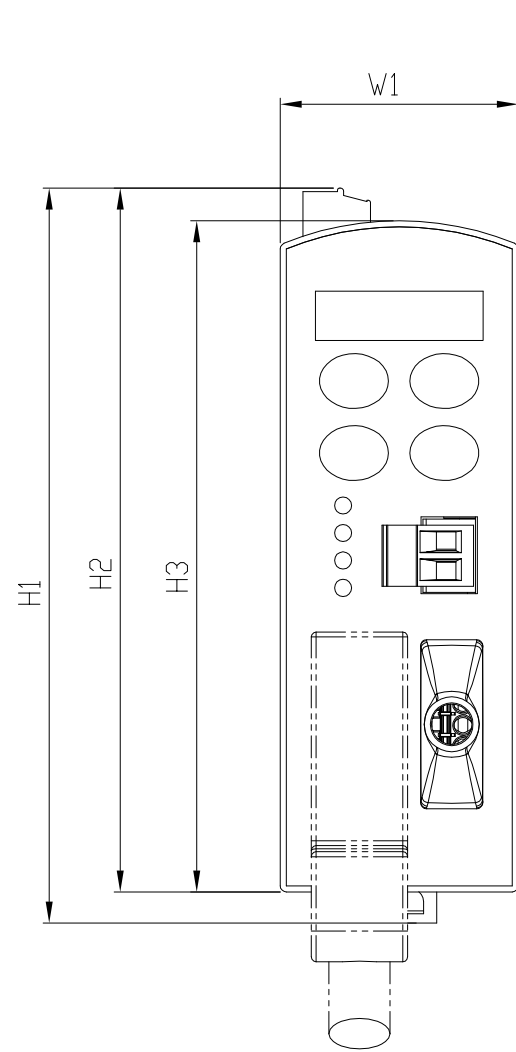


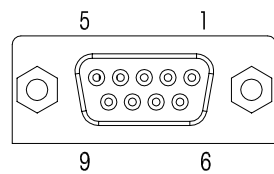
"A" and "B" surface shall be kept free for venting.



| MARK | PROFIBUS | PROFINET / ETHERNET IP |
|------|----------|------------------------|
| L1 | 139.3 | / |
| L2 | 108.7 | 108.7 |
| L3 | 99 | 99 |
| L4 | 104.3 | / |
| L5 | 145 | 145 |
| W | 39 | 39 |
| H1 | 120.4 | 120.4 |
| H2 | 115.3 | 115.3 |
| H3 | 110 | 110 |

PROFIBUS

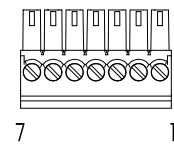
| Pin | Signal |
|-----|----------|
| 1 | Not used |
| 2 | Not used |
| 3 | RxD/TxD+ |
| 4 | RTS |
| 5 | GND bus |
| 6 | +5V bus |
| 7 | Not used |
| 8 | RxD/TxD- |
| 9 | Not used |



NOTES:
USE MATING CONNECTORS AND CABLE RECOMMENDED FOR PROFIBUS CONNECTIONS. REFER TO PROFIBUS INTERNATIONAL DOCUMENTATION FOR OTHER CONSIDERATIONS.

Scale

| Pin | Signal |
|-----|--------|
| 1 | -EXC |
| 2 | -SEN |
| 3 | -SIG |
| 4 | SHIELD |
| 5 | +SIG |
| 6 | +SEN |
| 7 | +EXC |



| Wire Gage | AWG | mm ² |
|-----------|-----|-----------------|
| Max. | 14 | 2.075 |
| Min. | 30 | 0.051 |

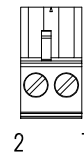
CONNECTOR TYPE: 3.5mm x 7
CABLE MUST BE SHIELDED

CABLE LENGTH:

| TSR / Ω | AWG24 / m | AWG20 / m | AWG16 / m |
|---------|-----------|-----------|-----------|
| 350 | 243 | 610 | 1219 |
| 87 | 60 | 182 | 304 |
| 43 | 30 | 91 | 152 |

Power

| Pin | Signal |
|-----|--------|
| 1 | +DC |
| 2 | GND |

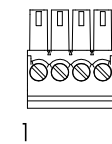


| Wire Gage | AWG | mm ² |
|-----------|-----|-----------------|
| Max. | 12 | 3.33 |
| Min. | 30 | 0.051 |

CONNECTOR TYPE: 5mm x 2

Service

| Pin | Signal |
|-----|--------|
| 1 | TXD |
| 2 | RXD |
| 3 | GND |
| 4 | +5V |



| Wire Gage | AWG | mm ² |
|-----------|-----|-----------------|
| Max. | 14 | 2.075 |
| Min. | 30 | 0.051 |

CONNECTOR TYPE: 3.5mm x 4
CABLE MUST BE SHIELDED
CABLE LENGTH: 15m

| | | | | | | | | |
|---|--|--|--|------------|-------------|-------------|---------------|--|
| METTLER TOLEDO | | MTCT CN-213022 ChangZhou | | Drawn | BIBEK REGMI | 2017.01.12. | Scale | |
| Refer to protection notice ISO 16016 / Schutzvermerk ISO 16016 beachten | | Description 接线图 ACT350 DIN PBDP(PRNT/ETIP) | | Change | - | - | Format DIN A3 | |
| Wire Drawing ACT350 DIN PBDP(PRNT/ETIP) | | Model: | | Drawing No | | Revision | | |
| Rel.Level: | | Units: MM | | 30076703 | | A | | |
| Drawing: | | Rel.Level: | | Sheet: 1/1 | | | | |